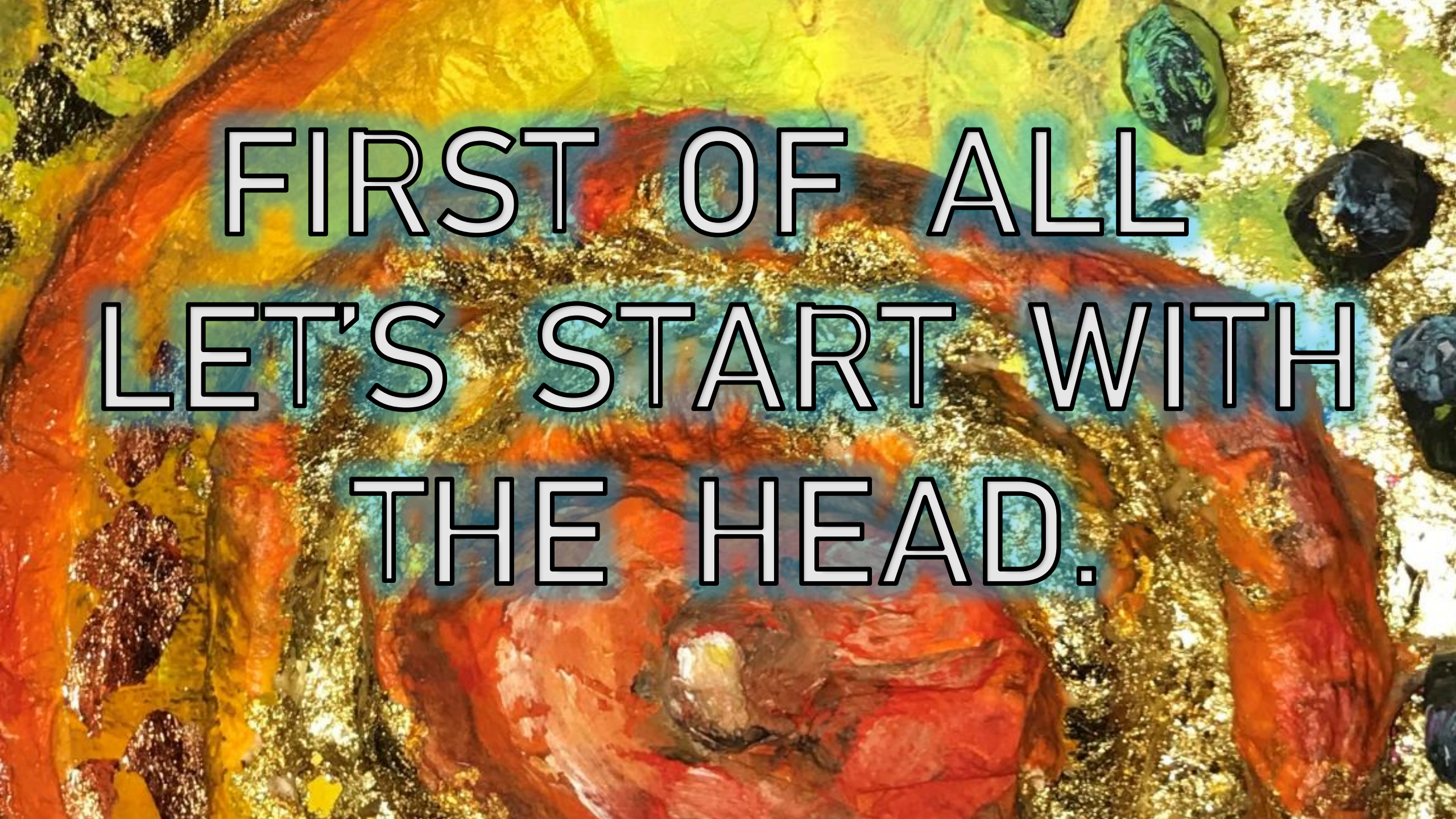




LET'S
CREATE
OUR PUPPETS!




FIRST OF ALL
LET'S START WITH
THE HEAD.

YOU NEED:

TOILET PAPER


A BALL OF
POLYSTYRENE

THREE BALLS
OF TAPE
TO MAKE
TWO EARS
AND
ONE NOSE



A BRUSH
AND
SOME WATER
WITH
SOME GLUE:
YOU WILL USE
PAPIER-MACHE









**NOW
LET'S PAINT
THE SKIN
AND
PASTE
THE EYES...**















**THEN
IT'S
TIME TO
DO
HAIR!**





Carta









NOW YOU CAN

PREPARE

THE PUPPET'S

DRESS...





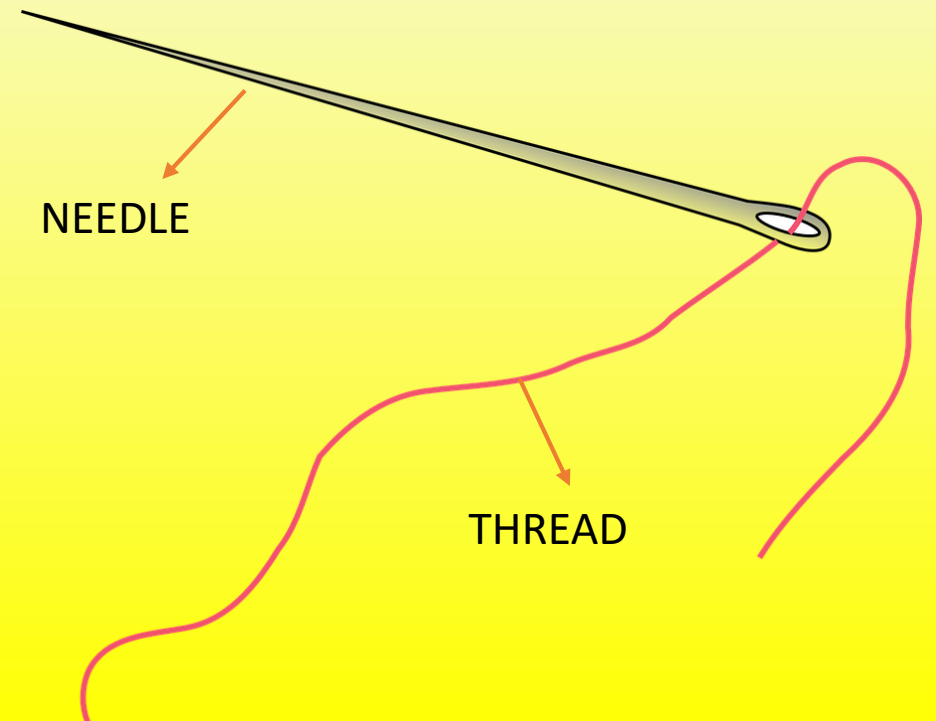




...AND YOU HAVE TO SEW IT!


BE CAREFUL!

YOU NEED A
NEEDLE AND THREAD!















NOW YOU HAVE TO PASTE

THE DRESS




AROUND THE NECK



AND LET IT DRY







YOU CAN

DECORATE

THE

DRESS...







SUPERIUS

BEAN





BEA

Tim









...AND FINALLY
YOU CAN HAVE FUN
WITH YOUR
PUPPET!